



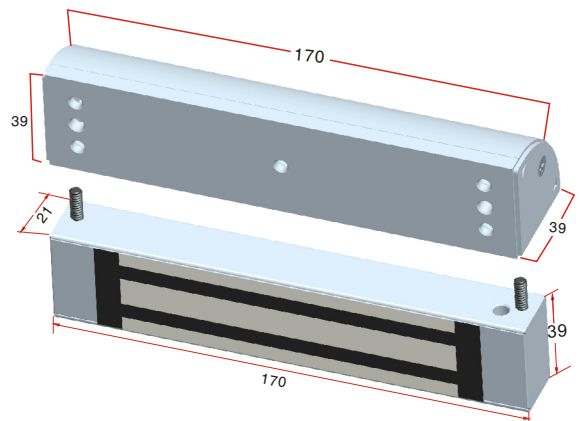
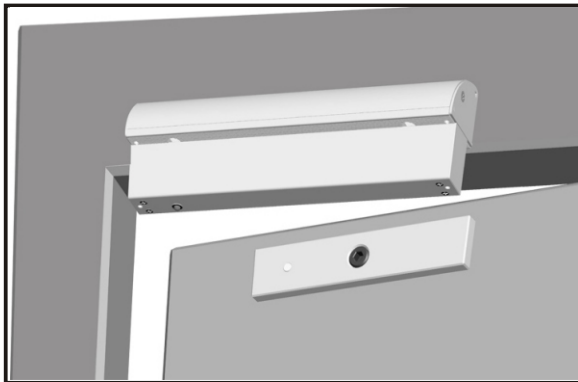
Bracket for Locks

LC Bracket for EM Lock

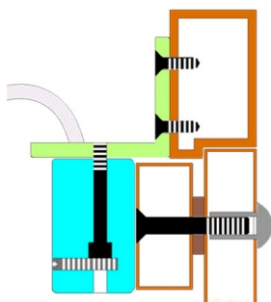
Specification

Model	Size(unit:mm)	Suitable For	Used With	Weight
ABK-180LC	170Lx39Wx39H	Frameless glass door (8-15mm)	YM-180,YM-180D	0.22kg
ABK-280LC	250Lx48Wx42H	Frameless glass door (8-15mm)	YM-280,YM-280(LED),YM-280T(LED) YM-280D,YM-280D(LED),YM-280TD(LED)	0.42kg
ABK-350LC	285Lx48Wx42H	Frameless glass door (8-15mm)	YM-350,YM-350(LED),YM-350T(LED) YM-350BZ,YM-350D,YM-350D(LED) YM-350TD(LED),YM-350DBZ	0.49kg
ABK-350LC-W	228Lx48Wx42H	Frameless glass door (8-15mm)	YM-350W,YM-350W-S	0.42kg

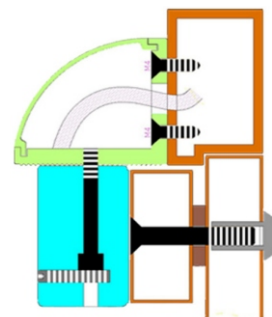
Installation



Installation steps



The power cable is exposed outside when installing the old type L bracket , it is not elegant and easy to be destroyed.



The power cable can be concealed inside the new type LC bracket , it is elegant and the cable can be protected